



EUROSEPT XTRA EVAC CLEANER (DAILY AND WEEKLY)

Effectively dissolves organic and mineral deposits, keeping dental suction lines clean and odour free.

The EuroSept Xtra Evac Cleaner is a two-component system (Daily and Weekly) for cleaning and maintaining dental suction systems.

To reduce their environmental impact, these products are formulated to be aldehyde-free, phenol-free, and chlorine-free. Regular usage of the DAILY/WEEKLY system helps remove blockages, by dissolving existing organic and mineral deposits, and preventing the build-up of odour causing biofilm in the suction lines.



The HS EuroSept Xtra Evac Cleaner DAILY and WEEKLY Concentrates work in concert, one is effective in removing organic matter and the other dissolves mineral deposits. Together they keep the dental suction lines clean.

EUROSEPT XTRA EVAC CLEANER CONCENTRATE DAILY

Low-foaming, pH neutral enzymatic cleaning concentrate for daily cleaning of dental suction systems. Based on enzymes, it is most efficient at removing organic deposits (blood, saliva, microorganisms) and slows their formation. Aldehyde-free, phenol-free, chlorine-free. Daily usage prevents the formation of deposits and odour causing biofilms.

COMPOSITION AS PER 648/2004/EC:
< 5-15% non-ionic surfactants, enzymes.

Density @ 20° C:	1.02 g/cm3
pH @ 20° C:	neutral
Appearance:	clear, colourless solution
Dilution rate:	5% (1 part in 20)
Dosage:	100 mL of concentrate diluted with 1900 mL tap water, makes 2L of ready solution.
Packaging:	1 L & 5 L



EUROSEPT XTRA EVAC CLEANER CONCENTRATE WEEKLY

Foam-free the WEEKLY is an acid-based concentrate. Based on phosphonates and amphoteric surfactants the WEEKLY cleaner dissolves inorganic material (cement, prophy paste etc). The product is aldehyde-free, phenol-free and chlorine-free. Regular usage (twice a week is recommended) prevents the formation of deposits and blockages, and dissolves existing deposits.

COMPOSITION AS PER 648/2004/EC:
<5% amphoteric surfactants, <5% phosphonate

Density @ 20° C:	1.04 g/cm3
pH @ 20° C:	<2
Appearance:	clear, colourless solution
Dilution rate:	5% (1 part in 20)
Dosage:	100 mL of concentrate diluted with 1900 mL tap water, makes 2L of ready solution.
Packaging:	1 L



Areas of application

These products are intended for use in dental suction systems, including their drain lines. They can be used on dental units that have amalgam separators. There is no need to change from the protocol described below.

Do not put these products into the water supply bottle of a dental chair or use them for any other purposes beyond treating suction lines. Do not mix these products with any other cleaners or disinfectants, or with other chemicals (such as domestic bleach). Only mix the products with ordinary tap water, as specified below.

When to use what?

Use DAILY or WEEKLY concentrate at the end of the working day. Note these are to be used on separate days. The DAILY concentrate is designed for use once per day, however if the suction lines are generating odour because of high levels of contamination by biofilms, use DAILY twice each day, at its normal strength, until that problem resolves. More biofilm in the suction lines will occur when the volume of blood entering the suction system is greater, as this provides more nutrients for the growth of bacteria.

The WEEKLY concentrate is recommended to be used twice each week.

The clinic will need to determine a convenient protocol. It is suggested that WEEKLY concentrate is used on each Tuesday and each Friday, and that DAILY is used on all other days in the week that the clinic is operating. For maximum benefit, do not use WEEKLY concentrate on adjacent days; instead separate the days when WEEKLY is used.

Before you start

The DAILY and WEEKLY components of EuroSept Xtra Evac Cleaner are provided as concentrated forms of chemicals. Store, use and transport the containers with caution, making sure the containers remain properly sealed when not in use.

Wear appropriate PPE when handling these chemicals. The PPE is the same as you will normally wear for standard precautions for environmental cleaning tasks, namely single use gloves (latex rubber or nitrile), protective eyewear with side protection, protective clothing such as a gown or apron, and a disposable surgical mask.

For safe dilution and delivery of the solution into the suction hoses, you will need the Eurosept Evac Delivery Bottle (HS_EJUG2L), or similar. For safe dispensing of the chemical concentrates, if you are using a 5L cannister, a dedicated pump (HS-9792557) is available. This will deliver approximately 30 ml per pump.

How do I dispense the products?

The DAILY and WEEKLY concentrates come in a 1L bottle, with an in-built measuring reservoir. The reservoir volume is 50 mL. Open the lid over the reservoir a little, to allow air to escape, and then squeeze the main part of the bottle and fill the reservoir with solution to the measurement mark.

Once this is done, remove the lid over the reservoir completely, and pour the 50 mL volume of concentrate into the water. Do this twice (2 x 50 mL) to get the required total of 100 mL of concentrate.

To dispense the DAILY concentrate from the 5L cannister you can also use cannister pump (HS-9792557). (One pump will give approximately 30 mL, so at least 3 full pumps will be needed).

The products need to be diluted into ordinary tap water. There is no need to use distilled, deionized or RO water for this.

You will need a suitable container for the tap water, that will hold 2 L of diluted solution. The Eurosept Evac Delivery Bottle is recommended. This bottle needs to contain 1.9 L of tap water, into which you will mix 100 mL of the concentrate, to give a total of 2 L of the final solution.

Fill the bottle with 1.5 L of tap water first, then add in the concentrate, as described above, then add the remaining 400 mL of water, and mix the solution.

Dilution Rates

The Recommended dilution rate is 1 part in 20 into water (i.e. 5%). The same ratio is used with both DAILY and WEEKLY concentrates.

You will need to combine 100 mL of concentrate and 1.9L of water, to give a total of 2L of the ready to use solution. Refer to the Eurosept Evac Delivery Bottle label.

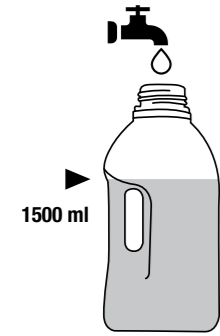
There is no need to increase the dilution for heavier contamination of the suction lines. Instead, use the DAILY product at its normal dilution, twice each day rather than once.



STEP BY STEP INSTRUCTIONS

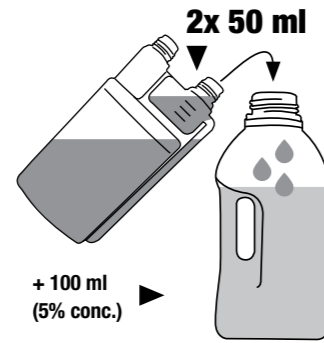
For environmental cleaning, apply the required PPE as per Standard Precautions i.e. single use disposable gloves, protective eyewear, protective clothing, and a surgical mask.

1.



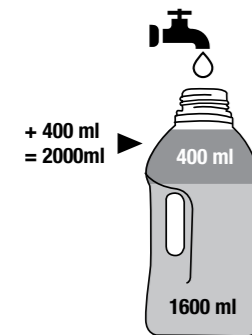
First, fill the Eurosept Evac Delivery Bottle with 1.5L (1500 mL) of tap water

2.



Next, add the relevant concentrate (100 mL)

3.



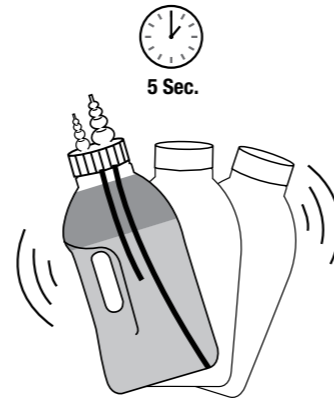
Add a further 400 mL of tap water to give a total of 2L of a final ready-to-use solution.

4.




Screw on cap properly.

5.



Shake from side to side for 5 secs. Avoid any vigorous action.

6.



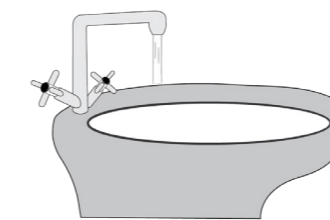
Attach the suction hoses to the adaptors on the cap of the Delivery Bottle. There are two hoses and two lengths of the tubes. First attach the hose with the half length tube to the bottle and suction through 1000 mL, then attach the suction to the second (longer) tube and suction through a 1000 mL. You may also use the second 1000 mL for treating the spittoon.

7.



The exposure/holding time for both DAILY and WEEKLY concentrates is 30 minutes. The chair cannot be used during this time.

8.



Rinse the suction hoses and the spittoon bowl well with water, before starting work.

Storage Requirements

Store these chemicals between room temperature and 40 degrees C. Keep the containers tightly sealed, and only store the chemicals in their original container.

Do not store these chemicals near food or beverages.

What do I do if I spill the solutions?

Use heavy duty gloves for cleaning up any spills. Immediately remove soiled and contaminated clothing, and rinse the skin well.

DAILY concentrate: Absorb the spilled liquid with a liquid-binding material (sand, diatomite, acid binders, universal binders, sawdust).

WEEKLY concentrate: Absorb the spilled liquid with a liquid-binding material (sand, diatomite, acid binders, universal binders, sawdust). Dilute the residues by applying water to the surface, and then clean the floor with a neutral detergent.

Refer to the SDS for further information.

How do I dispose of any unused solution? This needs to conform with local regulations.

Dilute the material to the normal usage ratios before disposal into the drains or sink, followed by rinsing with large amounts of water to dilute it even further. Do not allow any undiluted product to reach ground water, or a water course. Do not tip the product into household garbage.

Ordering Codes Data



HS-9888965 HS Eurosept Xtra Evac Cleaner Daily 1L
HS-9888966 HS Eurosept Xtra Evac Cleaner Daily 5L
HS-9888967 HS Eurosept Xtra Evac Cleaner Weekly 1L

Accessories

HS-9792557 HS Eurosept Xtra Dosing pump for 5L cannister
HS-EJUG2L HS Eurosept Xtra Evac Delivery Bottle

Henry Schein - Australia

Building 3, Level 6, 189 O'Riordan Street, Mascot, NSW 2020

Phone: 1300 65 88 22

Shop online: henryschein.com.au

Follow us on social media



SUCTION LINE MANAGEMENT ESSENTIALS

Presented by Professor Laurence J. Walsh

ON DEMAND
0.5 CPD CREDITS

